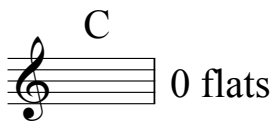
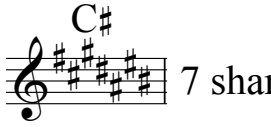
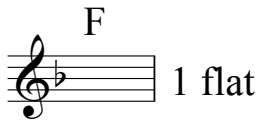

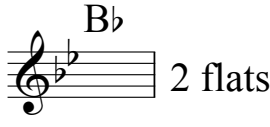
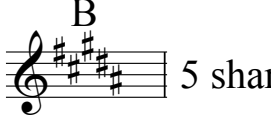



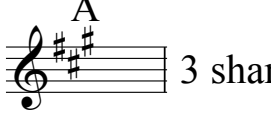
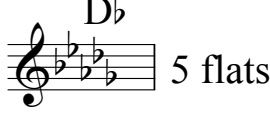

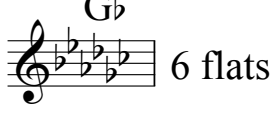


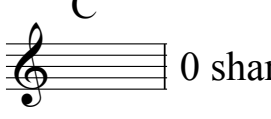


Learning Major Key Signatures the Easy Way

Visit drfeezell.com for more theory charts and scores.

MEMORIZE the order of flats and sharps on the staff and the key signatures in boxes. Then you will know them all!

	FLAT KEYS		SHARP KEYS	
C/C#		+		=7
F/F#		+		=7
Bb/B		+		=7
Eb/E		+		=7
Ab/A		+		=7
Db/D		+		=7
Gb/G		+		=7
Cb/C		+		=7

SHORTCUTS:

1. Remember the order of flats on the staff (B, E, A, D, G, C, F) is the REVERSE of the order of sharps (F, C, G, D, A, E, B)
2. For each letter name, there is a flat key and a sharp key.
 - a. Only one will have an accidental in the key name (e.g. F#/F, Bb/B, etc.). Exception: Cb/C/C#
 - b. The total number of flats and sharps for the two keys always adds up to SEVEN (see above).
 - c. If you memorize the keys to 3 sharps and 3 flats, the other keys are easy to find. For instance, Gb has 6 flats because G has 1 sharp and 6+1=7.